





# ASHA STEEL KITCHEN EQUIPMENT

AN ISO 9001:2015 CERTIFIED COMPANY



**Food Processing Machinery &  
Hotel Catering Equipment**

## **CORE VALUES**

- Innovation
- Quality
- Commitment
- Customer Satisfaction
- Honesty
- Relationship For Life

One Stop Solution For Kitchen



OVEN ( BAKING & PIZZA MAKING ) 2 IN 1						
SIZE	PIZZA QTY	KW	PHASE	OUTER BODY SIZE (L X W X H)		
				ELECTRIC	GAS	
					SINGLE BURNER	DOUBLE BURNER
8 X 12	2 PIZZA	1.5 KW	SINGLE	24 X 12 X 14.5	-	-
10 X 16	4 PIZZA	2.25 KW	SINGLE	28 X 14 X 14.5	21 X 13.5 X 24.5	15 X 22.5 X 29
12 X 18	6 PIZZA	2.7 KW	SINGLE	30 X 16 X 14.5	23 X 15.5 X 24.5	17 X 24.5 X 29
18 X 18	8 PIZZA	4.5 KW	SINGLE	30 X 22 X 14.5	23 X 21.5 X 24.5	23 X 24.5 X 29
18 X 24	12 PIZZA	5 KW	SINGLE	36 X 22 X 14.5	29 X 21.5 X 24.5	23 X 30.5 X 29
24 X 24	18 PIZZA	7 KW	SINGLE	36 X 28 X 14.5	29 X 27.5 X 24.5	29 X 30.5 X 29

SANDWICH GRILLER				
SIZE	SLICE	KW	PHASE	OUTER BODY SIZE (L X W X H)
12 X 12	4 Slice Small Bread	2.5 KW	SINGLE	12.5 X 18 X 11.5
13 X 13	4 Slice Jumbo Bread	3.5 KW	SINGLE	14 X 21 X 12
16 X 16	6 Slice Jumbo Bread / 8 Slice Small Bread	4 KW	SINGLE	17 X 23 X 13

DEEP FRYER						
LITRES	SIZE	MODEL	KW	PHASE	OUTER BODY SIZE (L X W X H)	
					T.TOP	STANDING
4 LITRES	1 X 3	SINGLE	1.25 KW	SINGLE	9 X 19 X 16	9 X 19 X 30
8 LITRES	1 X 3	DOUBLE	2.5 KW	SINGLE	20 X 19 X 16	20 X 19 X 30
7 LITRES	1 X 2	SINGLE	2.5 KW	SINGLE	12 X 19 X 16	12 X 19 X 30
14 LITRES	1 X 2	DOUBLE	5 KW	SINGLE	23.5 X 19 X 16	23.5 X 19 X 30
12 LITRES	1 X 1	SINGLE	2.5 KW	SINGLE	14.5 X 27 X 17.5	14.5 X 27 X 30
24 LITRES	1 X 1	DOUBLE	5 KW	SINGLE	28.5 X 27 X 17.5	28.5 X 27 X 30

KADAI FRYER				OUTER BODY SIZE (L X W X H)		
LITRES	SIZE	KW	PHASE	STANDING	TABLE TOP	ROUND TABLE TOP
12 LITRE	16"	3 KW	SINGLE	22 X 22 X 30	22 X 22 X 18	16 X 16 X 20
14 LITRE	18"	3 KW	SINGLE	24 X 24 X 30	24 X 24 X 18	18 X 18 X 20
16 LITRE	20"	3 KW	SINGLE	26 X 26 X 30	26 X 26 X 18	20 X 20 X 20
18 LITRE	22"	6 KW	SINGLE	28 X 28 X 30	28 X 28 X 18	22 X 22 X 20
20 LITRE	24"	6 KW	SINGLE	30 X 30 X 30	30 X 30 X 18	24 X 24 X 20
22 LITRE	26"	6 KW	SINGLE	32 X 32 X 30	32 X 32 X 18	-
26 LITRE	30"	9 KW	THREE	36 X 36 X 30	36 X 36 X 18	-
32 LITRE	36"	9 KW	THREE	42 X 42 X 30	42 X 42 X 18	-

SALAMANDER				
BREAD QTY	SIZE	KW	PHASE	OUTER BODY SIZE (L X W X H)
16 BREAD	10 X 16	1.5 KW	SINGLE	23 X 12 X 12
24 BREAD	10 X 24	2 KW	SINGLE	31 X 12 X 12
36 BREAD	10 X 36	3 KW	SINGLE	43 X 12 X 12

MOMO STEAMER				
SIZE	PAN	KW	PHASE	OUTER BODY SIZE (L X W X H)
11"	3 PAN	1.5 KW	SINGLE	11 X 11 X 18
12"	3 PAN	1.5 KW	SINGLE	12 X 12 X 18
13"	3 PAN	1.5 KW	SINGLE	13 X 13 X 18
14"	3 PAN	1.5 KW	SINGLE	14 X 14 X 18
16"	3 PAN	1.5 KW	SINGLE	16 X 16 X 18
18"	3 PAN	1.5 KW	SINGLE	18 X 18 X 18

CHOCOLATE MELTING MACHINE				
LITRES	SIZE	KW	PHASE	OUTER BODY SIZE (L X W X H)
½ Litres	Single	1 KW	SINGLE	9 X 14 X 7
1 Litres	Double	1 KW	SINGLE	9 X 21 X 7
1 ½ Litres	Triple	1 KW	SINGLE	9 X 28 X 7

STEAMER ELECTRIC & GAS					
QTY	TRAY SIZE	KW	PHASE	OUTER BODY SIZE (L X W X H)	
				IDLI	IDLI & DHOKLA
36	12 X 12 ( 4 TRAY )	3 KW	SINGLE	22 X 15.5 X 24.5	22 X 15.5 X 29.5
54	12 X 12 ( 6 TRAY )	3 KW	SINGLE	22 X 15.5 X 27.5	22 X 15.5 X 35
72	12 X 15 ( 6 TRAY )	3 KW	SINGLE	25 X 15.5 X 27.5	22 X 15.5 X 35
96	12 X 15 ( 8 TRAY )	3 KW	SINGLE	25 X 15.5 X 30	22 X 15.5 X 40
108	12 X 15 ( 9 TRAY )	6 KW	SINGLE	25 X 15.5 X 32	22 X 15.5 X 45
120	12 X 15 ( 10 TRAY )	6 KW	SINGLE	25 X 15.5 X 34	22 X 15.5 X 60
144	12 X 15 ( 12 TRAY )	6 KW	SINGLE	-	-
192	12 X 15 ( 16 TRAY )	6 KW	SINGLE	-	-

ONLY BOX OF IDLI & DHOKLA ALSO AVAILABLE

BAIN-MARIE ELECTRIC & GAS ROUND POT					
SIZE	POTS	KW	PHASE	OUTER BODY SIZE (L X W X H)	
				SINGLE BODY	DOUBLE BODY
18 No. Gunj	4 POT	3KW	SINGLE	24.5 X 24.5 X 30	29 X 29 X 30
18 No. Gunj	6 POT	3KW	SINGLE	36 X 24.5 X 30	40.5 X 29 X 30
18 No. Gunj	8 POT	3KW	SINGLE	47 X 24.5 X 30	52 X 29 X 30
18 No. Gunj	10 POT	3KW	SINGLE	58 X 24.5 X 30	63.5 X 29 X 30

BAIN-MARIE ELECTRIC & GAS ( W/O GN PAN )					
SIZE	POTS	KW	PHASE	OUTER BODY SIZE (L X W X H)	
				SINGLE BODY	DOUBLE BODY
1X1	2 POTS	3 KW	SINGLE	27.5 X 22.5 X 30	31 X 26 X 30
1X2	4 POTS				
1X1	3 POTS	3 KW	SINGLE	40.5 X 22.5 X 30	44 X 26 X 30
1X2	6 POTS				
1X1	4 POTS	3 KW	SINGLE	53.5 X 22.5 X 30	57 X 26 X 30
1X2	8 POTS				
1X1	5 POTS	3 KW	SINGLE	66.5 X 22.5 X 30	70 X 26 X 30
1X2	10 POTS				

DOSHA BHATTI				
KW	PHASE	OUTER BODY SIZE (L X W X H)		
		ELECTRIC	GAS	
2 KW	SINGLE	15 X 15 X 18	15 X 15 X 18	
3.5 KW	SINGLE	15 X 27 X 18	15 X 27 X 18	
5 KW	SINGLE	15 X 39 X 30	15 X 39 X 30	
7.5 KW	SINGLE	18 X 39 X 30	18 X 39 X 30	
-	-	-	24 X 39 X 30	
-	-	-	24 X 48 X 30	

GAS COOKING RANGE		
CASTING SIZE	BURNER	SIZE
14 X 14	SINGLE	22 X 22 X 30
14 X 14	DOUBLE	22 X 44 X 30
14 X 14	THREE	22 X 66 X 30
14 X 14	FOUR	22 X 88 X 30

SWEET CORN COUNTER			
LITRES	KW	PHASE	OUTER BODY SIZE (L X W X H)
10 Litres	1 KW	SINGLE	22.5 X 28.5 X 12.5



## ELECTRIC PIZZA OVEN



**Description :**

- ◀ Heavy Duty 8 x 12 Inch Indian Electric Pizza Oven for 2 Pizza, 1500W
- ◀ It is fully in Stainless Steel
- ◀ Inner size of oven is 8 inches x 12 inches
- ◀ It can be use for roasting and grilling

**Features :**

- ☛ Low power consumption
- ☛ Double insulated outer body
- ☛ Temperature controlled by Capillary Thermostat with auto cut-off

**Specification :**

Product Type : Electric Pizza Oven  
 Brand : ASHA STEEL KITCHEN EQUIPMENT  
 Capacity : 8inch of 2 Pizza at a time  
 Shelf Size : 8 x 12 inch  
 Power : 1500W  
 Weight : 12 Kg (Approx)

**Description :**

- ◀ Heavy Duty 10 x 16 Inch Indian Electric Pizza Oven for 4 Pizza, 2100W
- ◀ It is fully in Stainless Steel
- ◀ Inner size of oven is 10 inches x 16 inches
- ◀ It can be use for roasting and grilling

**Features :**

- ☛ Low power consumption
- ☛ Double insulated outer body
- ☛ Temperature controlled by Capillary Thermostat with auto cut-off

**Specification :**

Product Type : Electric Pizza Oven  
 Brand : ASHA STEEL KITCHEN EQUIPMENT  
 Capacity : 7inch of 4 Pizza at a time  
 Shelf Size : 10 x 16 inch  
 Power : 2100W  
 Weight : 15 Kg (Approx)

**Description :**

- ◀ Heavy Duty 12 x 18 Inch Indian Electric Pizza Oven for 4 Pizza, 2400W
- ◀ It is fully in Stainless Steel
- ◀ Inner size of oven is 12 inches x 18 inches
- ◀ It can be use for roasting and grilling

**Features :**

- ☛ Low power consumption
- ☛ Double insulated outer body
- ☛ Temperature controlled by Capillary Thermostat with auto cut-off

**Specification :**

Product Type : Electric Pizza Oven  
 Brand : ASHA STEEL KITCHEN EQUIPMENT  
 Capacity : 8inch of 4 Pizza at a time  
 Shelf Size : 12 x 18 inch  
 Power : 2400W  
 Weight : 20 Kg (Approx)



**Description :**

- Heavy Duty 24 x 24 Inch Indian Electric Pizza Oven for 18 Pizza, 7000W
- It is fully in Stainless Steel
- Inner size of oven is 24 inches x 24 inches
- It can be use for roasting and grilling

**Features :**

- Low power consumption
- Double insulated outer body
- Temperature controlled by Capillary Thermostat with auto cut-off

**Specification :**

Product Type : Electric Pizza Oven  
 Brand : Made In India  
 Capacity : 8inch of 18 Pizza at a time  
 Shelf Size : 18 x 24 inch  
 Power : 7000W  
 Weight : 40 Kg (Approx)

**Description :**

- ◀ Heavy Duty 18 x 18 Inch Indian Electric Pizza Oven for 8 Pizza, 4000W
- ◀ It is fully in Stainless Steel
- ◀ Inner size of oven is 18 inches x 18 inches
- ◀ It can be use for roasting and grilling

**Features :**

- ☛ Low power consumption
- ☛ Double insulated outer body
- ☛ Temperature controlled by Capillary Thermostat with auto cut-off

**Specification :**

Product Type : Electric Pizza Oven  
 Brand : ASHA STEEL KITCHEN EQUIPMENT  
 Capacity : 8inch of 8 Pizza at a time  
 Shelf Size : 18 x 18 inch  
 Power : 4000W  
 Weight : 25 Kg (Approx)

**Description :**

- ◀ Heavy Duty 18 x 24 Inch Indian Electric Pizza Oven for 12 Pizza, 5000W
- ◀ It is fully in Stainless Steel
- ◀ Inner size of oven is 18 inches x 24 inches
- ◀ It can be use for roasting and grilling

**Features :**

- ☛ Low power consumption
- ☛ Double insulated outer body
- ☛ Temperature controlled by Capillary Thermostat with auto cut-off

**Specification :**

Product Type : Electric Pizza Oven  
 Brand : ASHA STEEL KITCHEN EQUIPMENT  
 Capacity : 8inch of 12 Pizza at a time  
 Shelf Size : 18 x 24 inch  
 Power : 5000W  
 Weight : 30 Kg (Approx)

# SINGLE & DOUBLE BURNER GAS PIZZA OVEN



**Description**

- ◀ Heavy Duty 10 x 16 Inch Gas Operated Pizza Oven, 4 Pizzas at a time
- ◀ Gas Operated Big Pizza Oven
- ◀ Stainless Steel Body
- ◀ 7 inch of 4 Pizza's at a time
- ◀ This Gas Operated Pizza Oven is Easy to Operate. Gas Pizza ovens save a lot of running costs for the commercial kitchen. Fully stainless steel body and LPG gas-operated Pizza Oven.

**Features :**

- ☛ Fast heating and even temperature
- ☛ Easy to Operate and Low Maintenance

**Specifications :**

Product Type : Gas Pizza Oven  
 Brand : ASHA STEEL KITCHEN EQUIPMENT  
 Fuel Source : LPG Gas  
 Capacity : 7 inch of 4 Pizza's at a time  
 Body Material : Stainless Steel  
 Shelf Size : 10 x 16 Inches  
 Weight : 22 kg (Approx)

**Description :**

- ◀ Heavy Duty 12 x 18 Inch Gas Operated Pizza Oven, 4 Pizzas at a time
- ◀ Gas Operated Big Pizza Oven
- ◀ Stainless Steel Body
- ◀ 8 inch of 4 Pizza's at a time
- ◀ This Gas Operated Pizza Oven is Easy to Operate. Gas Pizza ovens save a lot of running costs for the commercial kitchen. Fully stainless steel body and LPG gas-operated Pizza Oven.

**Features :**

- ☛ Fast heating and even temperature
- ☛ Easy to Operate and Low Maintenance

**Specifications :**

Product Type : Gas Pizza Oven  
 Brand : ASHA STEEL KITCHEN EQUIPMENT  
 Fuel Source : LPG Gas  
 Capacity : 8 inch of 4 Pizza's at a time  
 Body Material : Stainless Steel  
 Shelf Size : 12 x 18 Inches  
 Weight : 26 kg (Approx)

**Description :**

- ◀ Heavy Duty 18 x 18 Inch Gas Operated Pizza Oven, 8 Pizzas at a time
- ◀ Gas Operated Big Pizza Oven
- ◀ Stainless Steel Body
- ◀ 8 inch of 8 Pizza's at a time
- ◀ This Gas Operated Pizza Oven is Easy to Operate. Gas Pizza ovens save a lot of running costs for the commercial kitchen. Fully stainless steel body and LPG gas-operated Pizza Oven.

**Features :**

- ☛ Fast heating and even temperature
- ☛ Easy to Operate and Low Maintenance

**Specifications :**

Product Type : Gas Pizza Oven  
 Brand : ASHA STEEL KITCHEN EQUIPMENT  
 Fuel Source : LPG Gas  
 Capacity : 8 inch of 8 Pizza's at a time  
 Body Material : Stainless Steel  
 Shelf Size : 18 x 18 Inches  
 Weight : 32 kg (Approx)

**Description :**

- ◀ Heavy Duty 18 x 24 Inch Gas Operated Pizza Oven, 12 Pizzas at a time
- ◀ Gas Operated Big Pizza Oven
- ◀ Stainless Steel Body
- ◀ 8 inch of 12 Pizza's at a time
- ◀ This Gas Operated Pizza Oven is Easy to Operate. Gas Pizza ovens save a lot of running costs for the commercial kitchen. Fully stainless steel body and LPG gas-operated Pizza Oven.

**Features :**

- ☛ Fast heating and even temperature
- ☛ Easy to Operate and Low Maintenance

**Specifications :**

Product Type : Gas Pizza Oven  
 Brand : ASHA STEEL KITCHEN EQUIPMENT  
 Fuel Source : LPG Gas  
 Capacity : 8 inch of 12 Pizza's at a time  
 Body Material : Stainless Steel  
 Shelf Size : 18 x 24 Inches  
 Weight : 40 kg (Approx)

## SANDWICH GRILLER



### Description

- ◀◀ 4 Slices 3 Step Sandwich Griller Machine (12X12)
- ◀◀ 4 Slice Small Bread
- ◀◀ 2500W Power Consumption
- ◀◀ Stainless Steel Body
- ◀◀ Heavy Duty Indian Electric Sandwich Griller 4 Slices, 2500W, SS Body
- ◀◀ Sandwich griller is an electric operated machine. This griller machine is made with great quality metal with the consolidation of front line innovation and propelled hardware.

### Features :

- ✔ Non-Stick Teflon Coaster.
- ✔ Fully Stainless Steel.
- ✔ Auto Cut Option.
- ✔ Fixed Grill Plates.
- ✔ Elegant black finish body.

### Specification :

Product Type	: Sandwich Griller
Brand	: ASHA STEEL KITCHEN EQUIPMENT
Production Capacity	: 4 Slices
Operation	: Electric
Power	: 2500 W
Voltage	: 220 V
Phase	: Single
Body Material	: Stainless Steel
Weight	: 10 Kg (Approx)

### Description

- ◀◀ 4 Slices 3 Step Sandwich Griller Machine (13X13)
- ◀◀ 4 Slice Big Bread
- ◀◀ 2800W Power Consumption
- ◀◀ Stainless Steel Body
- ◀◀ Heavy Duty Indian Electric Sandwich Griller 4 Slices, 2800W, SS Body
- ◀◀ Sandwich griller is an electric operated machine. This griller machine is made with great quality metal with the consolidation of front line innovation and propelled hardware.

### Features :

- ✔ Non-Stick Teflon Coaster.
- ✔ Fully Stainless Steel.
- ✔ Auto Cut Option.
- ✔ Fixed Grill Plates.
- ✔ Elegant black finish body.

### Specification :

Product Type	: Sandwich Griller
Brand	: ASHA STEEL KITCHEN EQUIPMENT
Production Capacity	: 4 Slices
Operation	: Electric
Power	: 2800 W
Voltage	: 220 V
Phase	: Single
Body Material	: Stainless Steel
Weight	: 13 Kg (Approx)

### Description

- ◀◀ 6/8 Slices 3 Step Sandwich Griller Machine (16X16)
- ◀◀ 6 Slice Big Bread / 8 Slice Small Bread
- ◀◀ 3500W Power Consumption
- ◀◀ Stainless Steel Body
- ◀◀ Heavy Duty Indian Electric Sandwich Griller 6/8 Slices, 2800W, SS Body
- ◀◀ Sandwich griller is an electric operated machine. This griller machine is made with great quality metal with the consolidation of front line innovation and propelled hardware.

### Features :

- ✔ Non-Stick Teflon Coaster.
- ✔ Fully Stainless Steel.
- ✔ Auto Cut Option.
- ✔ Fixed Grill Plates.
- ✔ Elegant black finish body.

### Specification :

Product Type	: Sandwich Griller
Brand	: ASHA STEEL KITCHEN EQUIPMENT
Production Capacity	: 6/8 Slices
Operation	: Electric
Power	: 3500 W
Voltage	: 220 V
Phase	: Single
Body Material	: Stainless Steel
Weight	: 16 Kg (Approx)

### Description :

- ◀◀ Heavy Duty 4 Slice Gas Operated Sandwich Griller Machine (12X12)
- ◀◀ Gas Operated Sandwich Griller
- ◀◀ Stainless Steel Body
- ◀◀ 4 Slices at a time
- ◀◀ This Gas Operated Sandwich Griller is Easy to Operate. Gas Sandwich Griller save a lot of running costs for the commercial kitchen. Fully stainless steel body and LPG gas-operated Sandwich Griller.

### Features :

- ✔ Fast heating and even temperature
- ✔ Easy to Operate and Low Maintenance

### Specifications :

Product Type	: Gas Sandwich Griller
Brand	: ASHA STEEL KITCHEN EQUIPMENT
Fuel Source	: LPG Gas
Capacity	: 4 Slice at a time
Body Material	: Stainless Steel
Shelf Size	: 12 x 12 Inches
Weight	: 8 kg (Approx)



## DEEP FRYER



### Description :

- ◀ Indian Double Pan 5 Litre Electric Deep Fat Fryer 2000W, SS Body
- ◀ 5 Litre SS Body Single Deep Fryer
- ◀ 2000 Watt Power Consumption
- ◀ Runs on Electric
- ◀ A deep fat fryer is a machine that is used for frying Tikki, Fries, Samosa etc. by putting them in oil

### Features :

- ☛ Stainless Steel Outer Body
- ☛ Stainless Steel Inner Body
- ☛ Electric Operated Fryer
- ☛ Easy To Use
- ☛ Less Power Consumption

### Specifications :

Product Type : Single Deep Fryer  
 Brand : Made In India  
 Operation : Electric  
 Capacity : 5 Litre  
 Power : 2000 W  
 Voltage : 220 V  
 Phase : Single  
 Body Material : Stainless Steel  
 Weight : 7 kg (Approx)

### Description :

- ◀ Indian Single Pan 8 Litre Electric And Gas Deep Fat Fryer 2500W, SS Body
- ◀ 8Litre SS Body Single Deep Fryer
- ◀ 2500 Watt Power Consumption
- ◀ Runs on Electric And Gas
- ◀ A deep fat fryer is a machine that is used for frying Tikki, Fries, Samosa etc. by putting them in oil

### Features :

- ☛ Stainless Steel Outer Body
- ☛ Stainless Steel Inner Body
- ☛ Electric Operated Fryer
- ☛ Gas Operated Fryer
- ☛ Easy To Use
- ☛ Less Power Consumption
- ☛ Less Fuel Consumption

### Specifications :

Product Type : Single Deep Fryer  
 Brand : ASHA STEEL KITCHEN EQUIPMENT  
 Operation : Electric And Gas  
 Capacity : 8 Litre  
 Power : 2500 W  
 Voltage : 220 V  
 Phase : Single  
 Body Material : Stainless Steel  
 Weight : 10 kg (Approx)

### Description :

- ◀ Indian Single Pan 12 Litre Electric And Gas Deep Fat Fryer 3000W, SS Body
- ◀ 12 Litre SS Body Single Deep Fryer
- ◀ 3000 Watt Power Consumption
- ◀ Runs on Electric And Gas
- ◀ A deep fat fryer is a machine that is used for frying Tikki, Fries, Samosa etc. by putting them in oil

### Features :

- ☛ Stainless Steel Outer Body
- ☛ Stainless Steel Inner Body
- ☛ Electric Operated Fryer
- ☛ Gas Operated Fryer
- ☛ Easy To Use
- ☛ Less Power Consumption
- ☛ Less Fuel Consumption

### Specifications :

Product Type : Single Deep Fryer  
 Brand : ASHA STEEL KITCHEN EQUIPMENT  
 Operation : Electric And Gas  
 Capacity : 12 Litre  
 Power : 3000 W  
 Voltage : 220 V  
 Phase : Single  
 Body Material : Stainless Steel  
 Weight : 13 kg (Approx)

### Description :

- ◀ Indian Double Pan 5+5 Litre Electric Deep Fat Fryer 4000W, SS Body
- ◀ 5+5 Litre SS Body Single Deep Fryer
- ◀ 4000 Watt Power Consumption
- ◀ Runs on Electric
- ◀ A deep fat fryer is a machine that is used for frying Tikki, Fries, Samosa etc. by putting them in oil

### Features :

- ☛ Stainless Steel Outer Body
- ☛ Stainless Steel Inner Body
- ☛ Electric Operated Fryer
- ☛ Easy To Use
- ☛ Less Power Consumption

### Specifications :

Product Type : Double Deep Fryer  
 Brand : Made In India  
 Operation : Electric  
 Capacity : 5+5 Litre  
 Power : 4000 W  
 Voltage : 220 V  
 Phase : Single  
 Body Material : Stainless Steel  
 Weight : 14 kg (Approx)

### Description :

- ◀ Indian Double Pan 8+8 Litre Electric And Gas Deep Fat Fryer 5000W, SS Body
- ◀ 8+8 Litre SS Body Single Deep Fryer
- ◀ 5000 Watt Power Consumption
- ◀ Runs on Electric And Gas
- ◀ A deep fat fryer is a machine that is used for frying Tikki, Fries, Samosa etc. by putting them in oil

### Features :

- ☛ Stainless Steel Outer Body
- ☛ Stainless Steel Inner Body
- ☛ Electric Operated Fryer
- ☛ Gas Operated Fryer
- ☛ Easy To Use
- ☛ Less Power Consumption
- ☛ Less Fuel Consumption

### Specifications :

Product Type : Double Deep Fryer  
 Brand : ASHA STEEL KITCHEN EQUIPMENT  
 Operation : Electric And Gas  
 Capacity : 8+8 Litre  
 Power : 5000 W  
 Voltage : 220 V  
 Phase : Single  
 Body Material : Stainless Steel  
 Weight : 18 kg (Approx)

### Description :

- ◀ Indian Double Pan 12+12 Litre Electric And Gas Deep Fat Fryer 6000W, SS Body
- ◀ 12+12 Litre SS Body Single Deep Fryer
- ◀ 6000 Watt Power Consumption
- ◀ Runs on Electric And Gas
- ◀ A deep fat fryer is a machine that is used for frying Tikki, Fries, Samosa etc. by putting them in oil

### Features :

- ☛ Stainless Steel Outer Body
- ☛ Stainless Steel Inner Body
- ☛ Electric Operated Fryer
- ☛ Gas Operated Fryer
- ☛ Easy To Use
- ☛ Less Power Consumption
- ☛ Less Fuel Consumption

### Specifications :

Product Type : Double Deep Fryer  
 Brand : ASHA STEEL KITCHEN EQUIPMENT  
 Operation : Electric And Gas  
 Capacity : 12+12 Litre  
 Power : 6000 W  
 Voltage : 220 V  
 Phase : Single  
 Body Material : Stainless Steel  
 Weight : 22 kg (Approx)

## KADAI FRYER



**Description :**

- ◀ Indian 18 Inches Square Electric Kadai Standing Type 3000W, SS Body
- ◀ Indian Square Body Electric Kadai, 3000 Watt
- ◀ 14 Ltr Capacity (Approx)
- ◀ Stainless Steel Body
- ◀ An electric kadai is a machine which is used to cook various food by submerging them in oil.

**Features :**

- ☛ Oil heats up quickly
- ☛ Stainless Steel Square Body
- ☛ Optimum performance
- ☛ Auto cut off

**Specifications :**

Product Type : Electric Kadai  
 Brand : ASHA STEEL KITCHEN EQUIPMENT  
 Voltage : 220V  
 Power : 3000 Watt  
 Phase : Single  
 Capacity : 14 Ltr (Approx)  
 Kadai Size : 18 Inch  
 Kadai Thickness : 3mm  
 Coil Type : Single Coil  
 Body Material : Stainless Steel  
 Weight : 17 Kg (Approx)

**Description :**

- ◀ Indian 24 Inches Square Electric Kadai Standing Type 6000W, SS Body
- ◀ Indian Square Body Electric Kadai, 5000 Watt
- ◀ 20 Ltr Capacity (Approx)
- ◀ Stainless Steel Body
- ◀ An electric kadai is a machine which is used to cook various food by submerging them in oil.

**Features :**

- ☛ Oil heats up quickly
- ☛ Stainless Steel Square Body
- ☛ Optimum performance
- ☛ Auto cut off

**Specifications :**

Product Type : Electric Kadai  
 Brand : ASHA STEEL KITCHEN EQUIPMENT  
 Voltage : 220V  
 Power : 5000 Watt  
 Phase : Single  
 Capacity : 20 Ltr (Approx)  
 Kadai Size : 24 Inch  
 Kadai Thickness : 3mm  
 Coil Type : Double Coil  
 Body Material : Stainless Steel  
 Weight : 27 Kg (Approx)

**Description :**

- ◀ Indian 30 Inches Square Electric Kadai Standing Type 9000W, SS Body
- ◀ Indian Square Body Electric Kadai, 9000 Watt
- ◀ 32 Ltr Capacity (Approx)
- ◀ Stainless Steel Body
- ◀ An electric kadai is a machine which is used to cook various food by submerging them in oil.

**Features :**

- ☛ Oil heats up quickly
- ☛ Stainless Steel Square Body
- ☛ Optimum performance
- ☛ Auto cut off

**Specifications :**

Product Type : Electric Kadai  
 Brand : ASHA STEEL KITCHEN EQUIPMENT  
 Voltage : 220V  
 Power : 9000 Watt  
 Phase : Three  
 Capacity : 32 Ltr (Approx)  
 Kadai Size : 30 Inch  
 Kadai Thickness : 5mm  
 Coil Type : Triple Coil  
 Body Material : Stainless Steel  
 Weight : 36 Kg (Approx)

**Description :**

- ◀ Indian 20 Inches Square Electric Kadai Standing Type 3000W, SS Body
- ◀ Indian Square Body Electric Kadai, 3000 Watt
- ◀ 16 Ltr Capacity (Approx)
- ◀ Stainless Steel Body
- ◀ An electric kadai is a machine which is used to cook various food by submerging them in oil.

**Features :**

- ☛ Oil heats up quickly
- ☛ Stainless Steel Square Body
- ☛ Optimum performance
- ☛ Auto cut off

**Specifications :**

Product Type : Electric Kadai  
 Brand : ASHA STEEL KITCHEN EQUIPMENT  
 Voltage : 220V  
 Power : 3000 Watt  
 Phase : Single  
 Capacity : 16 Ltr (Approx)  
 Kadai Size : 20 Inch  
 Kadai Thickness : 3mm  
 Coil Type : Single Coil  
 Body Material : Stainless Steel  
 Weight : 19 Kg (Approx)

**Description :**

- ◀ Indian 26 Inches Square Electric Kadai Standing Type 5000W, SS Body
- ◀ Indian Square Body Electric Kadai, 5000 Watt
- ◀ 22 Ltr Capacity (Approx)
- ◀ Stainless Steel Body
- ◀ An electric kadai is a machine which is used to cook various food by submerging them in oil.

**Features :**

- ☛ Oil heats up quickly
- ☛ Stainless Steel Square Body
- ☛ Optimum performance
- ☛ Auto cut off

**Specifications :**

Product Type : Electric Kadai  
 Brand : ASHA STEEL KITCHEN EQUIPMENT  
 Voltage : 220V  
 Power : 5000 Watt  
 Phase : Single  
 Capacity : 22 Ltr (Approx)  
 Kadai Size : 26 Inch  
 Kadai Thickness : 3mm  
 Coil Type : Double Coil  
 Body Material : Stainless Steel  
 Weight : 30 Kg (Approx)

**Description :**

- ◀ Indian 36 Inches Square Electric Kadai Standing Type 9000W, SS Body
- ◀ Indian Square Body Electric Kadai, 9000 Watt
- ◀ 36 Ltr Capacity (Approx)
- ◀ Stainless Steel Body
- ◀ An electric kadai is a machine which is used to cook various food by submerging them in oil.

**Features :**

- ☛ Oil heats up quickly
- ☛ Stainless Steel Square Body
- ☛ Optimum performance
- ☛ Auto cut off

**Specifications :**

Product Type : Electric Kadai  
 Brand : ASHA STEEL KITCHEN EQUIPMENT  
 Voltage : 220V  
 Power : 9000 Watt  
 Phase : Three  
 Capacity : 40 Ltr (Approx)  
 Kadai Size : 36 Inch  
 Kadai Thickness : 5mm  
 Coil Type : Triple Coil  
 Body Material : Stainless Steel  
 Weight : 42 Kg (Approx)

## SALAMANDER



**Description :**

Commercial Electric Salamander Machine 1500W  
It's a perfect machine to grill pieces of chicken and pork meat, seafood, corn, etc. deliciously and evenly. It's made of high-quality materials; is durable, and very easy to use and maintain.

**Specifications :**

Product Type : Electric Salamander  
Brand : ASHA STEEL KITCHEN EQUIPMENT  
Body/Tray Material : Stainless Steel  
Power Consumption : 1500W  
Voltage : 220V  
Tray size : 10X16  
Temperature Range : 0-300 degree Celsius  
Weight : 10 kg (Approx)

**Description :**

Commercial Electric Salamander Machine 2000W  
It's a perfect machine to grill pieces of chicken and pork meat, seafood, corn, etc. deliciously and evenly. It's made of high-quality materials; is durable, and very easy to use and maintain.

**Specifications :**

Product Type : Electric Salamander  
Brand : ASHA STEEL KITCHEN EQUIPMENT  
Body/Tray Material : Stainless Steel  
Power Consumption : 2000W  
Voltage : 220V  
Tray size : 10X24  
Temperature Range : 0-300 degree Celsius  
Weight : 15 kg (Approx)

**Description :**

Commercial Electric Salamander Machine 3000W  
It's a perfect machine to grill pieces of chicken and pork meat, seafood, corn, etc. deliciously and evenly. It's made of high-quality materials; is durable, and very easy to use and maintain.

**Specifications :**

Product Type : Electric Salamander  
Brand : ASHA STEEL KITCHEN EQUIPMENT  
Body/Tray Material : Stainless Steel  
Power Consumption : 3000W  
Voltage : 220V  
Tray size : 10X36  
Temperature Range : 0-300 degree Celsius  
Weight : 20 kg (Approx)

## MOMO STEAMER



**Description :**

Electric Momo Steamer Machine - 3 Pot  
This Steamer is ideal for cooking a wide range of Indian and Western dishes. These are easy to clean, tough, and long-lasting. After 20 min it will start streaming.

**Specifications :**

Product Type : Electric Steamer  
Brand : ASHA STEEL KITCHEN EQUIPMENT  
Power Source : Electric  
Supply : 220 V AC Supply  
Power : 1 KW  
Electricity Connection : Single Phase  
No. of Pot : 3 Pot  
Water Capacity : 5 Litre  
Material : Steel and Aluminum  
Snacks Type : Momos  
Usage : Commercial  
Sizes : 10, 11, 12, 13, 14, 16, 18

## CHOCOLATE MELTING MACHINE



**Description**

Stainless Steel Chocolate Melter (1 Litre Each)

**Features :**

Material high-quality stainless steel Pans, Machine, Lid Are Made Up Fully Steel.  
Automatic Autocut Which Helps Chocolate From Getting Over Melt Or Solid.

**Specification :**

Product Type : Chocolate Melter  
Brand : ASHA STEEL KITCHEN EQUIPMENT  
Material : Stainless Steel  
Power : 1 kW  
Voltage : 220-240 V  
Frequency : 50-60 Hz  
Temp : 30-300oC  
Pot Capacity : ½ Litre Each  
Deep : 4 inch  
Sizes : Single, Double & Triple



## IDLI & DHOKLA STEAMER



### Description :

- ◀ Made in India Electric & Gas Idli Dhokla Steamer 3kw / 6kw / 9kw SS Body
- ◀ SS Body Electric Idli Steamer
- ◀ The Electric Idli Steamer makes cooking easier and enables less time consumption. It is available in a wide range and is very easy to use and handle. It provides a safe and hassle-free service.

### Features :

- ✔ Stainless Steel Body
- ✔ Electric & Gas Operated.
- ✔ Easy to use and clean.
- ✔ Leak-proof Body.
- ✔ Less time consumption.
- ✔ Less Power Consumption
- ✔ Less Fuel Consumption

### Specifications :

Product Type	: Idli Steamer
Brand	: ASHA STEEL KITCHEN EQUIPMENT
Body Material	: Stainless Steel
Idli Tray Capacity	: 12 Pcs / 9 Pcs Each Tray
Operation	: Electric & Gas
Power	: 3KW / 6KW / 9KW
Voltage	: 220V
Phase	: Single Phase / Three Phase



## SINGLE WALL BAINMARIE



**Description :**

- ◀ Heavy Duty Indian Electric & Gas Single Wall Bain Marie 3kW, SS Body, Single Phase
- ◀ Heavy Duty Indian Single Wall Bain Marie Portable
- ◀ Capacity 7 Litre (Approx) Each Pot
- ◀ 3 KW Power Consumption
- ◀ Runs On Electric & Gas
- ◀ Bain Marie is used for keeping food warm for a long period of time.


**Features :**

- ✔ Keep food warm for a long period of time.
- ✔ Heavy Duty SS Body.
- ✔ Easy to use and clean.
- ✔ Electric & Gas Operated
- ✔ Low Power Consumption
- ✔ Low Fuel Consumption

**Specifications :**

Product Type : Single Wall Bain Marie  
 Brand : ASHA STEEL KITCHEN EQUIPMENT  
 Body Material : Stainless Steel  
 Pot Capacity : 7 Liter (Approx)  
 Operation : Electric & Gas  
 Power : 3 KW  
 Voltage : 220 V  
 Frequency : 50 Hz  
 Phase : Single

## DOUBLE WALL BAINMARIE



**Description :**

- ◀ Heavy Duty Indian Electric & Gas Double Wall Bain Marie 3kW, SS Body, Single Phase
- ◀ Heavy Duty Indian Double Wall Bain Marie Portable
- ◀ Capacity 7 Litre (Approx) Each Pot
- ◀ 3 kW Power Consumption
- ◀ Runs On Electric & Gas
- ◀ Bain Marie is used for keeping food warm for a long period of time.



**Features :**

- ✔ Keep food warm for a long period of time.
- ✔ Heavy Duty SS Body.
- ✔ Easy to use and clean.
- ✔ Electric & Gas Operated
- ✔ Low Power Consumption
- ✔ Low Fuel Consumption

**Specifications :**

Product Type : Double Wall Bain Marie  
 Brand : ASHA STEEL KITCHEN EQUIPMENT  
 Body Material : Stainless Steel  
 Pot Capacity : 7 Liter (Approx)  
 Operation : Electric & Gas  
 Power : 3 KW  
 Voltage : 220 V  
 Frequency : 50 Hz  
 Phase : Single

## DOSA BHATTI



**Description :**

« Heavy Duty Indian 15 inch x 15 inch Dosa Bhatti 2000W, SS Body  
 « Dosa Bhatti which is mainly used to make dosa. Fabricated using high-quality Stainless Steel and extensively used in homes, hotels, and restaurants.

**Features :**

- ✔ Easy to use
- ✔ Easy to clean
- ✔ Fabricated using high-quality Stainless Steel

**Specification :**

Product Type : Dosa Bhatti  
 Brand : ASHASTEEL KITCHEN EQUIPMENT  
 Operation : Electric  
 Voltage : 220V  
 Power : 2000 W  
 Phase : Single  
 Body Material : Stainless Steel  
 Bhatti Thickness : 8mm  
 Dimensions : 15 inch x 15 inch  
 Weight : 10 Kg (Approx)

**Description :**

« Heavy Duty Indian 15 inch x 27 inch Dosa Bhatti 3500W, SS Body  
 « Dosa Bhatti which is mainly used to make dosa. Fabricated using high-quality Stainless Steel and extensively used in homes, hotels, and restaurants.

**Features :**

- ✔ Easy to use
- ✔ Easy to clean
- ✔ Fabricated using high-quality Stainless Steel

**Specification :**

Product Type : Dosa Bhatti  
 Brand : ASHASTEEL KITCHEN EQUIPMENT  
 Operation : Electric  
 Voltage : 220V  
 Power : 3500 W  
 Phase : Single  
 Body Material : Stainless Steel  
 Bhatti Thickness : 8mm  
 Dimensions : 15 inch x 27 inch  
 Weight : 15 Kg (Approx)

**Description :**

« Heavy Duty Indian 15 inch x 39 inch Dosa Bhatti 5000W, SS Body  
 « Dosa Bhatti which is mainly used to make dosa. Fabricated using high-quality Stainless Steel and extensively used in homes, hotels, and restaurants.

**Features :**

- ✔ Easy to use
- ✔ Easy to clean
- ✔ Fabricated using high-quality Stainless Steel

**Specification :**

Product Type : Dosa Bhatti  
 Brand : MASHASTEEL KITCHEN EQUIPMENT  
 Operation : Electric  
 Voltage : 220V  
 Power : 5000 W  
 Phase : Single  
 Body Material : Stainless Steel  
 Bhatti Thickness : 8mm  
 Dimensions : 15 inch x 39 inch  
 Weight : 20 Kg (Approx)

**Description :**

« Heavy Duty Indian 18 inch x 39 inch Dosa Bhatti 6000W, SS Body  
 « Dosa Bhatti which is mainly used to make dosa. Fabricated using high-quality Stainless Steel and extensively used in homes, hotels, and restaurants.

**Features :**

- ✔ Easy to use
- ✔ Easy to clean
- ✔ Fabricated using high-quality Stainless Steel

**Specification :**

Product Type : Dosa Bhatti  
 Brand : ASHASTEEL KITCHEN EQUIPMENT  
 Operation : Electric  
 Voltage : 220V  
 Power : 6000 W  
 Phase : Single  
 Body Material : Stainless Steel  
 Bhatti Thickness : 8mm  
 Dimensions : 18 inch x 39 inch  
 Weight : 30 Kg (Approx)

**Description :**

« Heavy Duty Indian 24 inch x 39 inch Dosa Bhatti 7500W, SS Body  
 « Dosa Bhatti which is mainly used to make dosa. Fabricated using high-quality Stainless Steel and extensively used in homes, hotels, and restaurants.

**Features :**

- ✔ Easy to use
- ✔ Easy to clean
- ✔ Fabricated using high-quality Stainless Steel

**Specification :**

Product Type : Dosa Bhatti  
 Brand : ASHASTEEL KITCHEN EQUIPMENT  
 Operation : Electric  
 Voltage : 220V  
 Power : 7500 W  
 Phase : Three  
 Body Material : Stainless Steel  
 Bhatti Thickness : 8mm  
 Dimensions : 24 inch x 39 inch  
 Weight : 45 Kg (Approx)

**Description :**

« Heavy Duty Indian 24 inch x 48 inch Dosa Bhatti 9000W, SS Body  
 « Dosa Bhatti which is mainly used to make dosa. Fabricated using high-quality Stainless Steel and extensively used in homes, hotels, and restaurants.

**Features :**

- ✔ Easy to use
- ✔ Easy to clean
- ✔ Fabricated using high-quality Stainless Steel

**Specification :**

Product Type : Dosa Bhatti  
 Brand : ASHASTEEL KITCHEN EQUIPMENT  
 Operation : Electric  
 Voltage : 220V  
 Power : 9000 W  
 Phase : Three  
 Body Material : Stainless Steel  
 Bhatti Thickness : 8mm  
 Dimensions : 24 inch x 48 inch  
 Weight : 60 Kg (Approx)

## COOKING RANGE



**Description :**

Commercial Stainless Steel Cooking Range

The Cooking Range allows you to cook more than one dish at a single time and hence saves the time taken for cooking food. They are used in several homes, hotels, canteens and hotels, hence they are excellent for domestic as well as commercial purposes.

**Features :**

- Superlative performance
- High durability
- Best grade materials
- Trouble free performance.
- Corrosion resistance.
- Fine finish.
- Easy to operate.

**Specifications :**

- Product Type : Gas Cooking Range
- Brand : ASHA STEEL KITCHEN EQUIPMENT
- Shape : Rectangular
- Power Source : Gas
- Material : Stainless Steel
- Burner Material : Cast Iron
- Casting Size : 14 X14 Inch
- Application : Canteen, Restaurant, Hotel

## SWEETCORN COUNTER



**Description :**

- Heavy Duty Indian Electric & Gas Sweet Corn Counter 1kW, SS Body, Single Phase
- Heavy Duty Indian Sweet Corn Counter
- Capacity 10 Litre (Approx) Each Pot
- 1 KW Power Consumption
- Runs On Electric & Gas
- Sweet Corn Counter is used for keeping food warm for a long period of time.

**Features :**

- Keep food warm for a long period of time.
- Heavy Duty SS Body.
- Easy to use and clean.
- Electric & Gas Operated
- Low Power Consumption
- Low Fuel Consumption

**Specifications :**


- Product Type : Sweet Corn Counter
- Brand : ASHA STEEL KITCHEN EQUIPMENT
- Body Material : Stainless Steel
- Pot Capacity : 10 Liter (Approx)
- Operation : Electric & Gas
- Power : 1 KW
- Voltage : 220 V
- Frequency : 50 Hz
- Phase : Single







# ASHA STEEL KITCHEN EQUIPMENT




Delivery On Time Every Time


 asha\_steel\_kitchen\_equipment


 Asha Steel Kitchen Equipment

 AshaSteelKitchenEquipments871



 V/03, Khan Compound NH 8, Nalasopara Phata, Vasai (East) 401208. Dist : Palghar, State - Maharashtra.

 askequipments2021@gmail.com

 www.askequipments.com

**Manish Jain** : 7709303010 

**Rishil Jain** : 9975626212 